



XTREME RALLY BAR
SERIES

62102

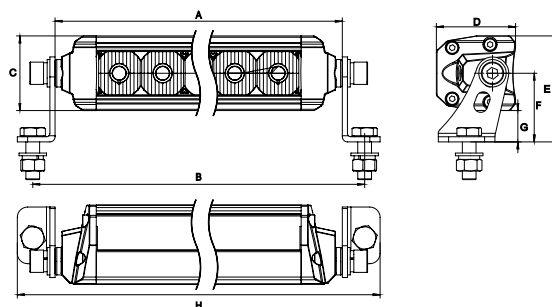
XTREME SERIES RALLY BAR
12" SINGLE ROW LIGHT BAR
SPOT/FLOOD COMBO BEAM
YELLOW

WHAT'S INCLUDED:

- 1 x LED Light Bar
- Side and Bottom Mounting Brackets
- Mounting Hardware

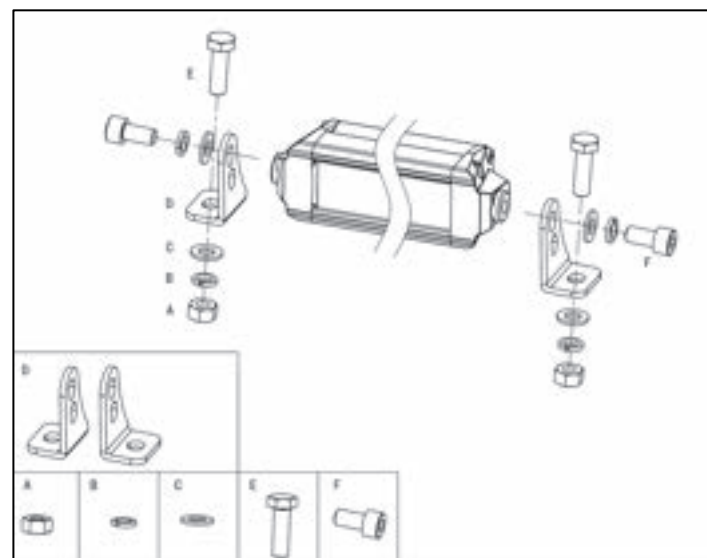
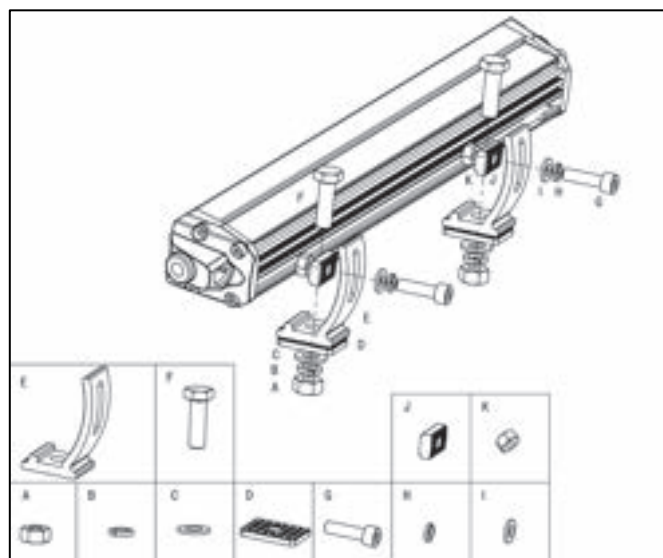
FEATURES & SPECIFICATIONS:

- Light Output: 4,700 Lumens
- LEDs: OSRAM
- Power: 60W @ 13.6V DC
- Current: 4.4A @ 13.6V DC
- Voltage: 9 - 36V DC
- Dimension (H,W,D): 1.7"x 12.0" x 1.8"
- Beam Pattern: Spot/Flood Combo

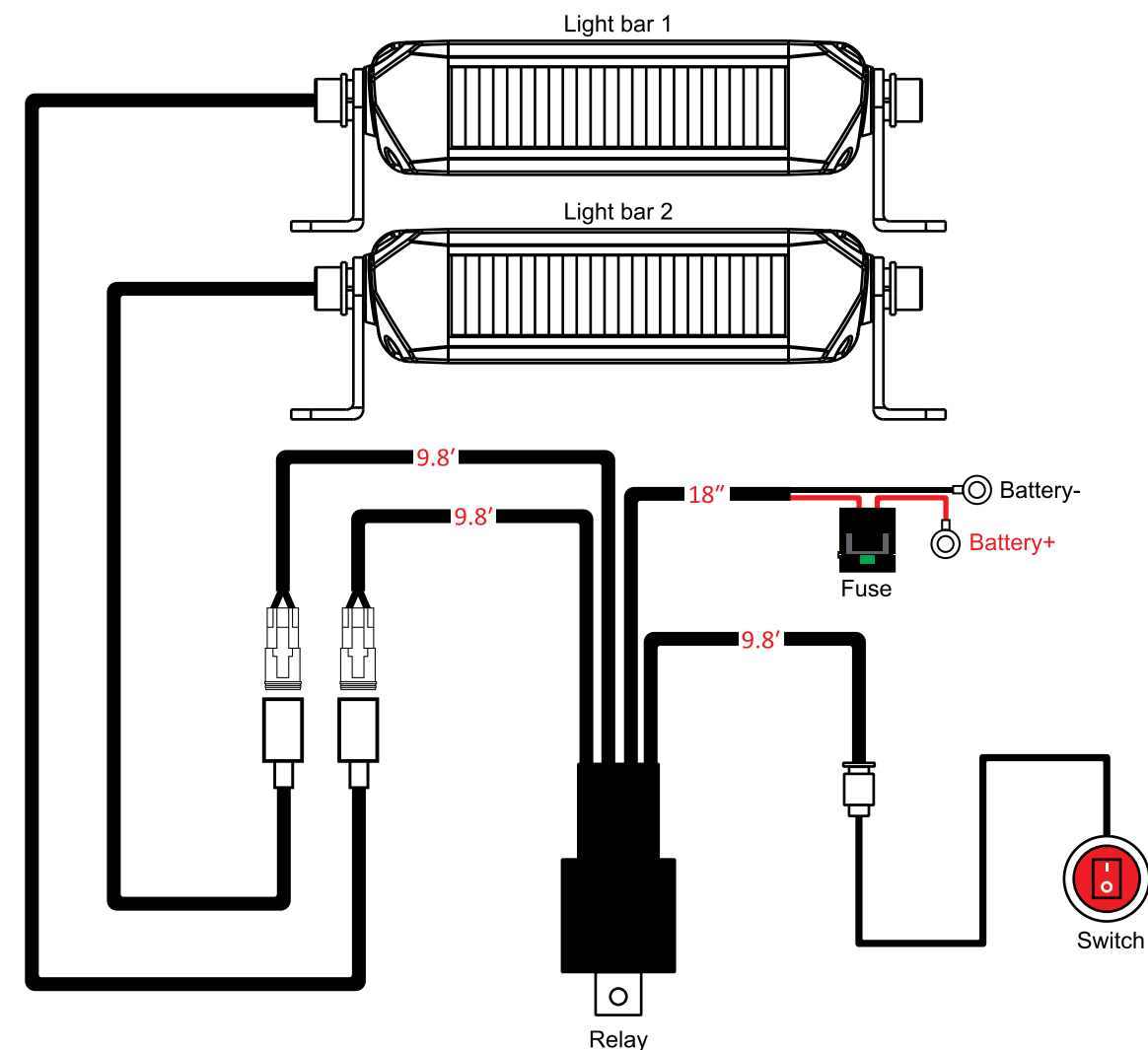


A-11.93" B-12.95" C-1.71" D-1.82"
E-2.43" F-1.57" G-0.72" H-13.66"

MOUNTING INSTALL INSTRUCTION



INSTALL INSTRUCTION



Wiring Harness 84002 Sold Separately

1. Determine suitable mounting locations to install the LED light bar, wiring harness and switch. Once all mounting locations are confirmed, connect the wires as shown above. Proper insulation at connections is required.
2. Connect positive and negative wire properly. Press the switch button to test if the light bar is functioning properly.
3. Adjust the light to the desired angle and then secure by tightening all mounting screws.