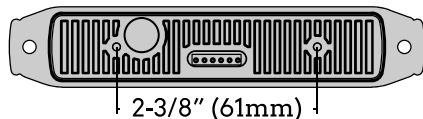
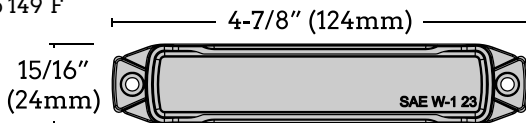


SPECIFICATIONS

- Input Voltage: 12-24VDC
- Operating Current: 0.84A @ 12VDC
- Operating Temperature: -40° to 149°F (-40° to 65°C)

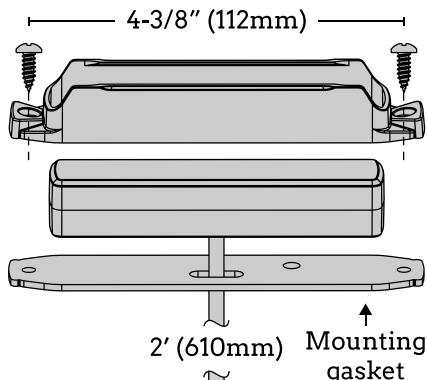
INCLUDED

- 1x LED light bar
- 1x Mounting Bezel
- 1x 3M VHB tape
- 1x Mounting Gasket
- Mounting hardware



INSTALLATION

1. Mount to a flat surface or one with minimal curvature.
2. Mark drill hole locations on the mounting surface using the gasket or VHB tape as a template.
3. Drill a 9/16" (14mm) hole for the wires protruding from the rear of the unit at the correct location. Deburr any sharp edges from this hole.
4. Mount the light along with the mounting gasket. Use the self-tapping screws provided to secure.



WIRING

Black - To chassis ground

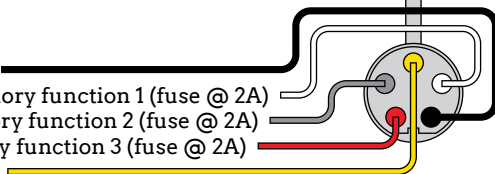
White - To +VDC and memory function 1 (fuse @ 2A)

Gray - To +VDC and memory function 2 (fuse @ 2A)

Red - To +VDC and memory function 3 (fuse @ 2A)

Yellow - Pattern selection

- Apply YELLOW wire to +VDC:
 - Less than 1 second for next pattern
 - 2-4 seconds for previous pattern
 - 7+ seconds for steady burn
- Synchronization: After setting each light at the right pattern, connect yellow wires of all light heads together.
- Phase Operation: Phase 1 flashes simultaneously with Phase 1, Phase 2 flashes simultaneously with Phase 2, Phase 1 alternates with Phase 2 (Up to 8 units can be synchronized.)



FLASH PATTERNS			
1	Single Flash, ECE R65 Phase 1*	12	Quintuple Flash Phase 2
2	Single Flash, California Title 13 Phase 1*	13	Combination Single/Double Flash Phase 1
3	Double Flash Phase 1*	14	Combination Single/Double Flash Phase 2
4	Triple Flash Phase 1*	15	Combination Single/Triple Flash Phase 1
5	Single Flash, ECE R65 Phase 2	16	Combination Single/Triple Flash Phase 2
6	Single Flash, California Title 13 Phase 2	17	Combination Single/Quintuple Flash Phase 1
7	Double Flash Phase 2	18	Combination Single/Quintuple Flash Phase 2
8	Triple Flash Phase 2	19	Single Flash Left/Right Split
9	Quadruple Flash Phase 1	20	Strobe
10	Quadruple Flash Phase 2	21	Cruise(20%)
11	Quintuple Flash Phase 1	22	Steady Burn

* Sync w/ 6002X Series Mini Bar

WARRANTY

ARC Lighting provides a 5 year warranty against manufacturing defects from date of purchase. If warranty service is needed, please contact the authorized dealer of where your product(s) were originally purchased.

Customer Support:

- Phone: (888) 608-2220
- Email: support@arc.lighting
- Website: www.arc.lighting/warranty-claim



BUILT BRIGHT

BASTROP, TEXAS 78602
UNITED STATES OF AMERICA
WWW.BUILT-BRIGHT.COM



**⚠ WARNING: CANCER
AND REPRODUCTIVE HARM**
WWW.P65WARNINGS.CA.GOV