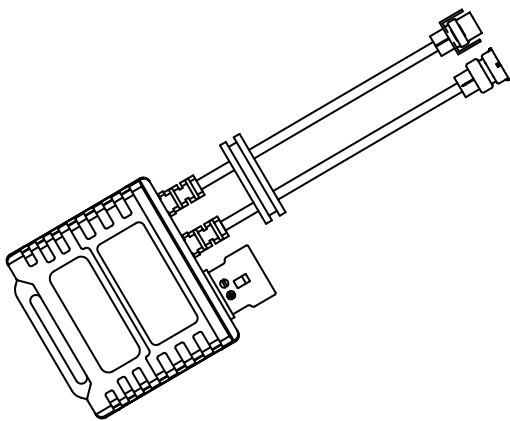


# TINY MONSTER<sup>®</sup>

**SUPER DECODER**



## OWNER'S MANUAL



**QUALITY IC'S**



**BUILT-IN GASKET**



**PLUG & PLAY**



**NEWEST DESIGN**

# THANK YOU!

Thank you for purchasing ARC Lighting products. Read this instruction manual thoroughly for proper use of the product. After completing your installation, please keep this manual for future reference.

For additional product information and resources please visit [www.arc.lighting/user-guide](http://www.arc.lighting/user-guide)

## PARTS

### 2 × CABLE TIES



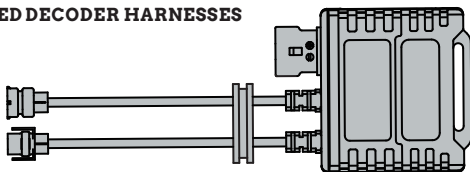
### 2 × MOUNTING TAPE



### 1 × FUSE

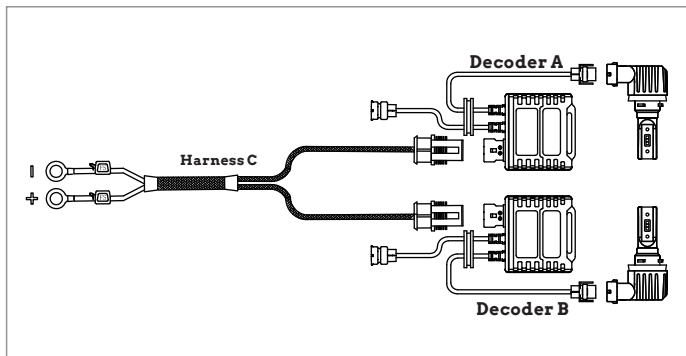


### 2 × LED DECODER HARNESSES



### 1 × LED WIRE HARNESS





## **SUPER DECODER INSTALL INSTRUCTION:**

Please use super decoder A and B with your LED bulbs to fix flickering and intermittent operation of the LED bulb caused by CAN BUS and PWM (Pulse Width Modulation) in your headlight system..

The battery harness C is only used in low voltage flickering issues. If your high beam headlight are used as DRL and your headlight flickers at DRL mode, connect the battery harness C with your car battery. Refer to the diagram for wiring instruction.



ARC LIGHTING  
(888) 608-2220 | [WWW.ARC.LIGHTING](http://WWW.ARC.LIGHTING)



2505A



# WARRANTY

## **Terms of this Warranty**

ARC Lighting warranties all products from defects in material and workmanship for (2) two years from the retail date of purchase. This warranty applies only to the original purchaser and is non transferable. Your original sales receipt will serve as proof of purchase for this warranty. Before credit can be issued on a warranty claim, proof of defect may be required. This can be determined at the time of the claim.

## **Exclusions of this Warranty**

Not covered under this warranty is failure due to neglect, improper installation including any modifications, alterations, abuse, accident, weather related damage or by any type of impact.

## **Repair and Replacement**

In the event that your part is found to be defective under the terms of this warranty, it is at the discretion of ARC Lighting to repair or replace the defective part. All repairs must be made under the direction of ARC Lighting. ARC Lighting is not responsible for any removal, installation, reinstallation, or transportation costs associated with the warranted claim.

Please submit any warranty claim at **[www.arc.lighting/warranty](http://www.arc.lighting/warranty)**. It only takes a few minutes to complete and streamlines the process.